



SMAS Mid Year Analysis 2018/19

Appendix A



Gweithio dros Gaerdydd, gweithio gyda'n gilydd
Working for Cardiff, working together

SMAS Category Analysis

Mid Year 2018/19

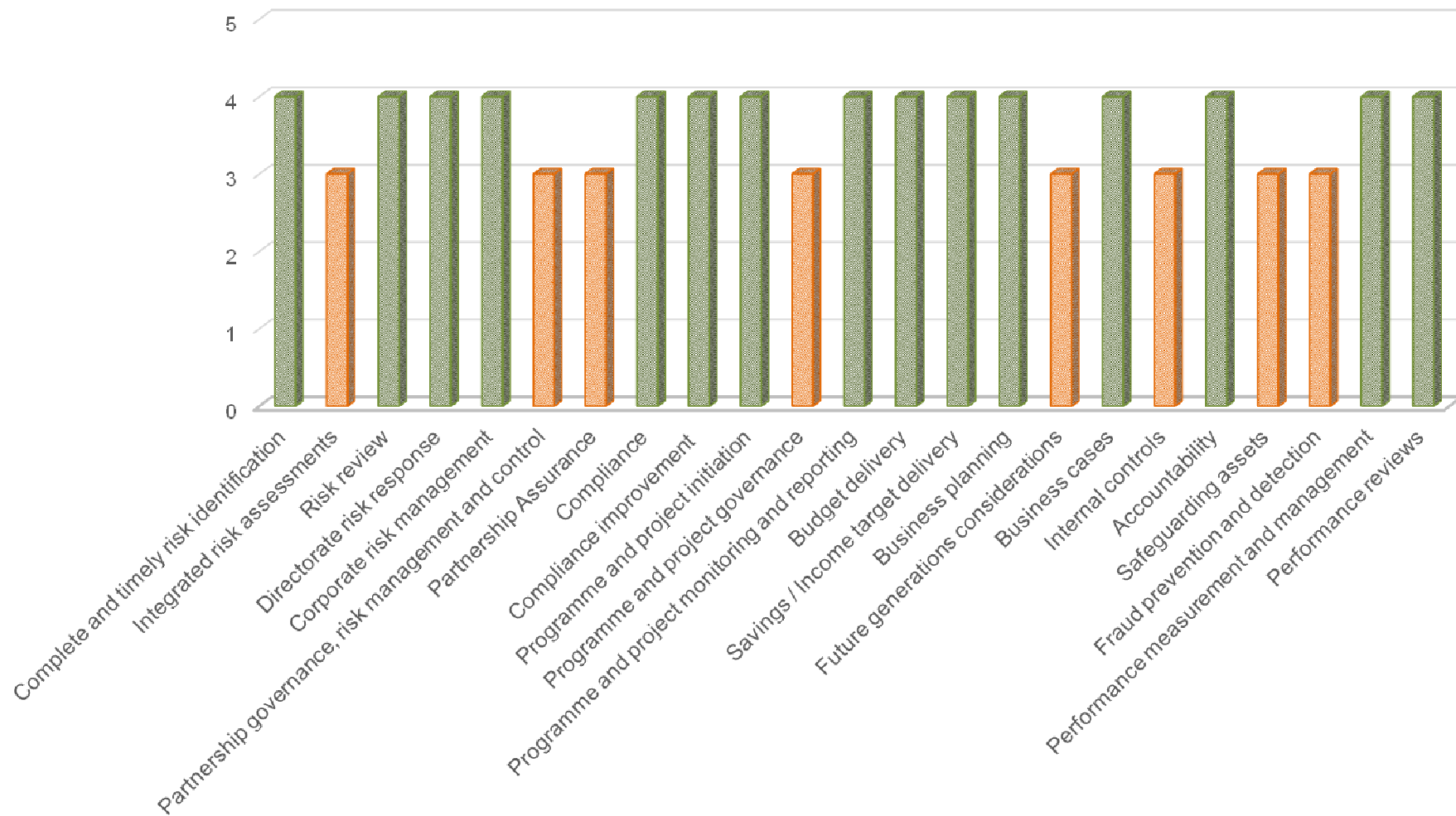


Assurance Statement Category	Not in Place	Limited Application	Mixed Application	Strong Application	Embedded	Strong +
1. Risk Management	0%	0%	29% (10) (Yr. End 17/18 3%)	68% (24) (Yr. End 17/18 71%)	3% (1) (Yr. End 17/18 26%)	71% (Yr. End 17/18 97%)
2. Partnership / Collaborative Governance	0%	0%	50% (7) (Yr. End 17/18 50%)	50% (7) (Yr. End 17/18 50%)	0%	50% (Yr. End 17/18 50%)
3. Compliance	0%	0%	43% (6) (Yr. End 17/18 21%)	57% (8) (Yr. End 17/18 71%)	0% (Yr. End 17/18 7%)	57% (Yr. End 17/18 78%)
4. Programme and Project Assurance	0%	0%	24% (5) (Yr. End 17/18 9%)	76% (16) (Yr. End 17/18 86%)	0% (Yr. End 17/18 5%)	76% (Yr. End 17/18 91%)
5. Budget Monitoring	0%	0%	22% (3) (Yr. End 17/18 21%)	64% (9) (Yr. End 17/18 57%)	14% (2) (Yr. End 17/18 21%)	78% (Yr. End 17/18 78%)
6. Planning and Decision Making	0%	5% (1) (Yr. End 17/18 19%)	38% (8) (Yr. End 17/18 19%)	52% (11) (Yr. End 17/18 71%)	5% (1) (Yr. End 17/18 10%)	57% (Yr. End 17/18 81%)
7. Internal Control Environment	0%	0%	29% (6) (Yr. End 17/18 19%)	71% (15) (Yr. End 17/18 76%)	0% (Yr. End 17/18 5%)	71% (Yr. End 17/18 81%)
8. Fraud & Financial Impropriety	0%	0%	14% (1) (Yr. End 17/18 14%)	86% (6) (Yr. End 17/18 86%)	0%	86% (Yr. End 17/18 86%)
9. Performance Measurement & Management	0%	0%	21% (3) (Yr. End 17/18 7%)	72% (10) (Yr. End 17/18 79%)	7% (1) (Yr. End 17/18 14%)	79% (Yr. End 17/18 93%)
Totals	0%	1% (1) (Yr. End 17/18 0%)	30% (49) (Yr. End 17/18 16%)	66% (106) (Yr. End 17/18 72%)	3% (5) (Yr. End 17/18 12%)	69% (Yr. End 17/18 84%)

Planning Transport & Environment SMAS - 2018/19 (Mid Year)



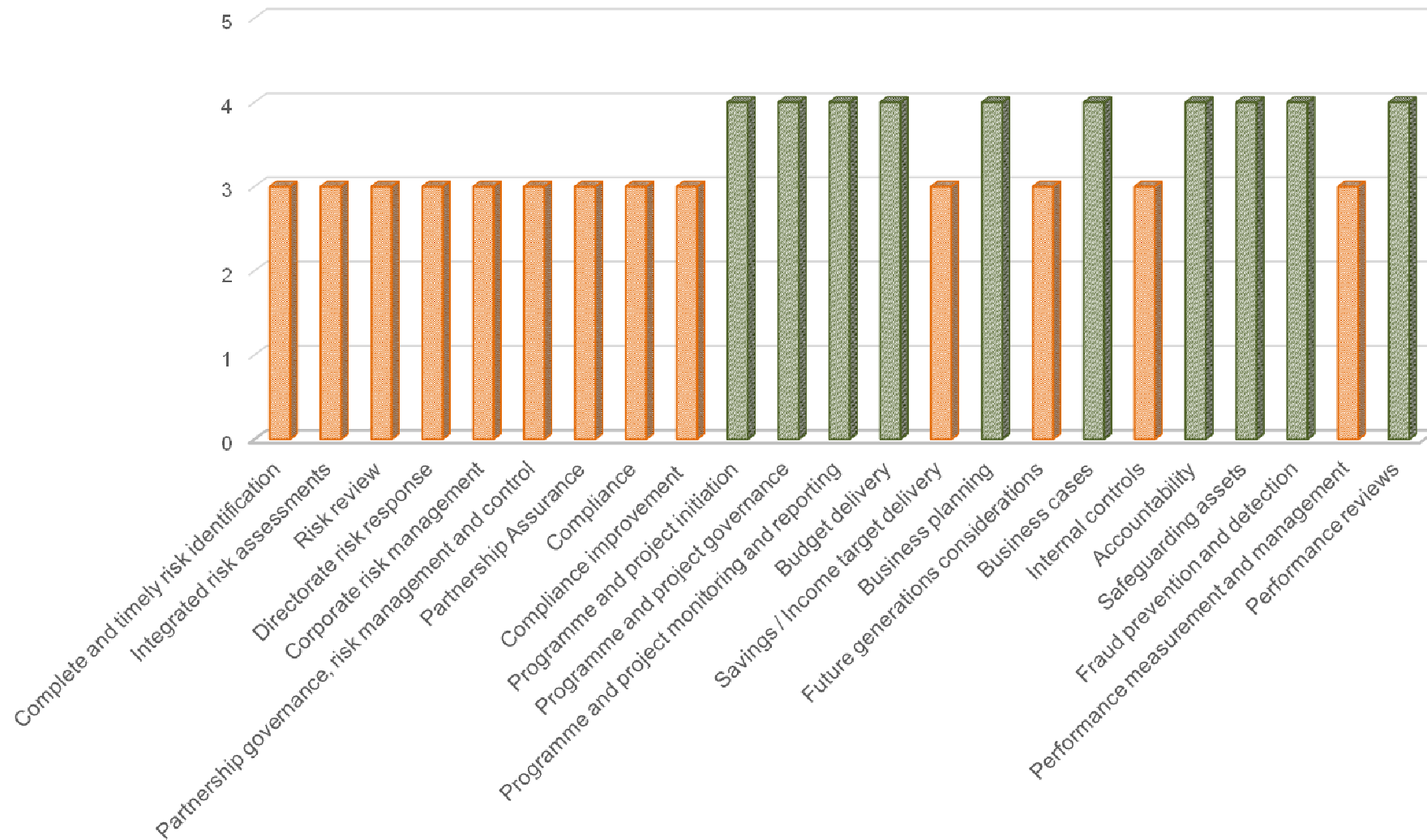
■ 1. Not in Place
 ■ 2. Limited Application
 ■ 3. Mixed Application
 ■ 4. Strong Application
 ■ 5. Embedded



Social Services SMAS 2018/19 (Mid Year)



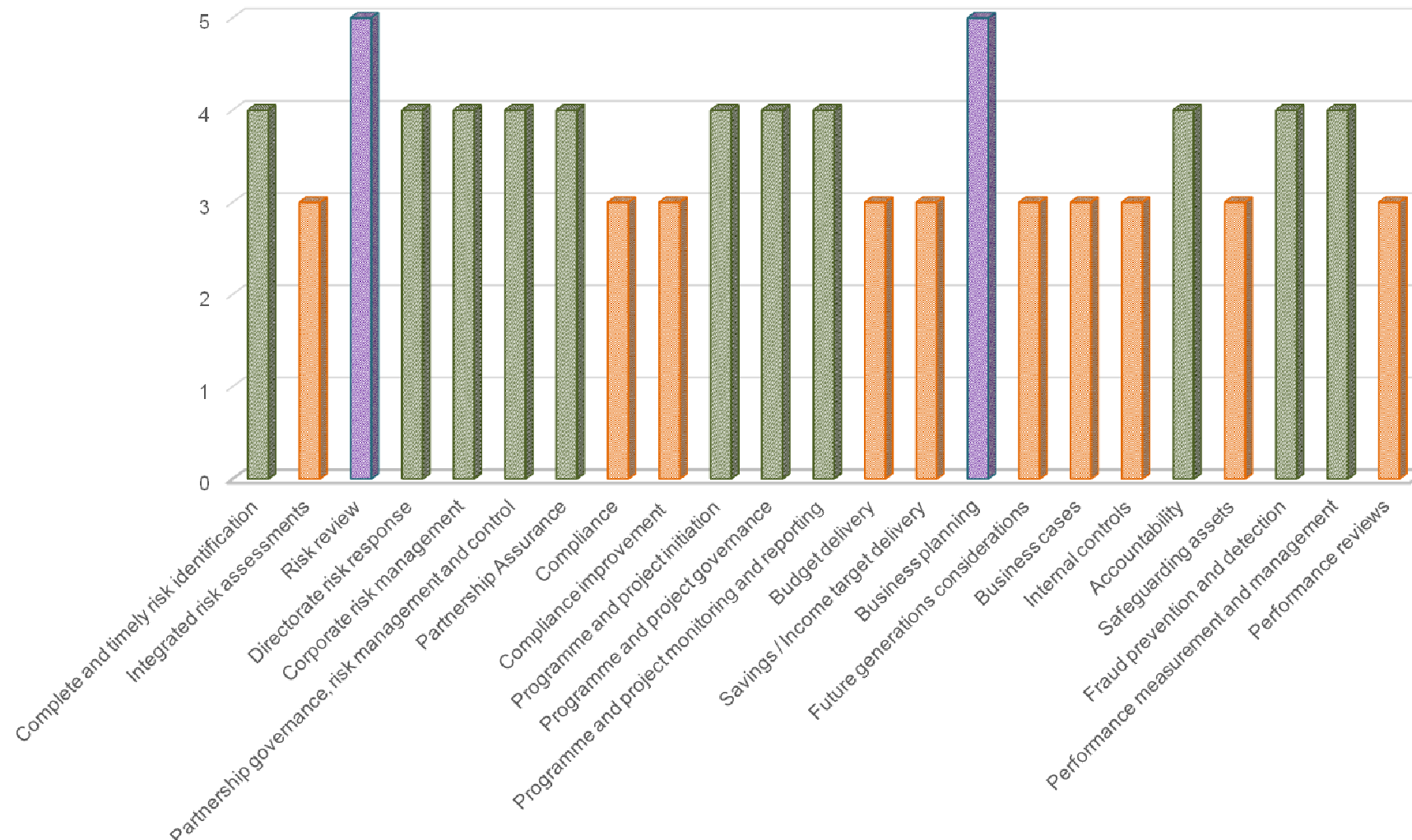
■ 1. Not in Place
 ■ 2. Limited Application
 ■ 3. Mixed Application
 ■ 4. Strong Application
 ■ 5. Embedded



Education & Lifelong Learning SMAS 2018/19 (Mid Year)



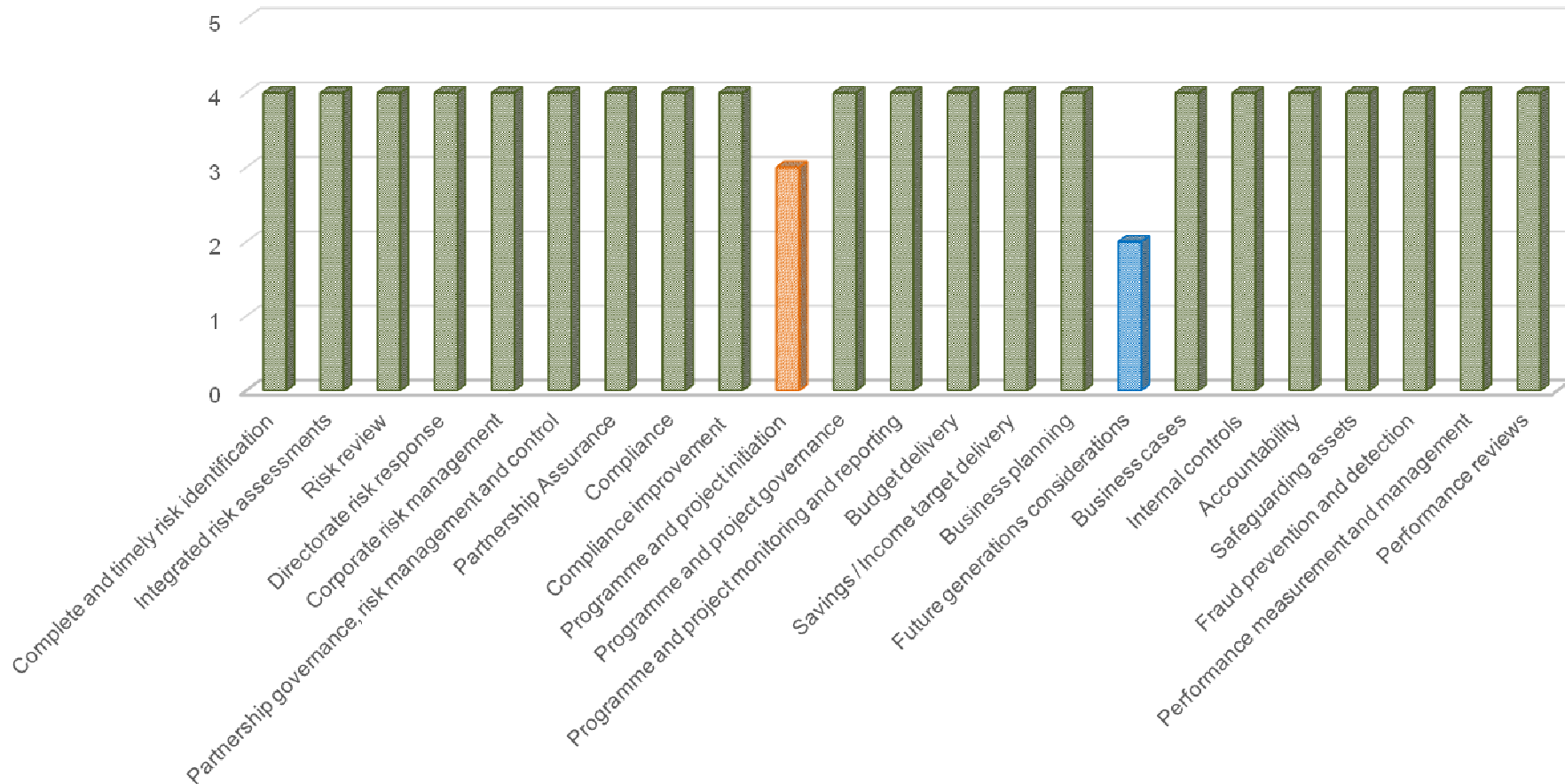
■ 1. Not in Place
 ■ 2. Limited Application
 ■ 3. Mixed Application
 ■ 4. Strong Application
 ■ 5. Embedded



Resources SMAS 2018/19 (Mid Year)



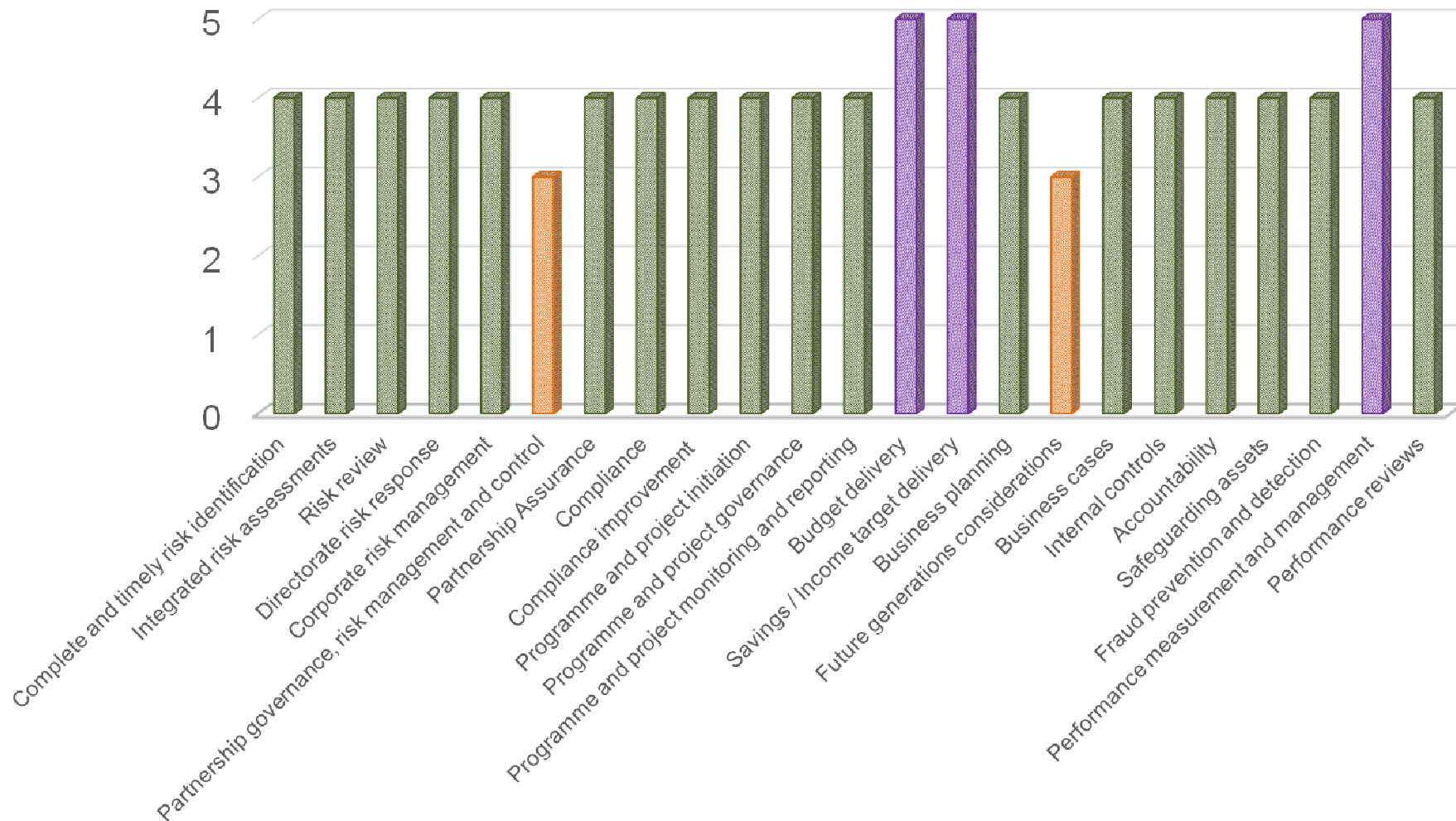
■ 1. Not in Place
 ■ 2. Limited Application
 ■ 3. Mixed Application
 ■ 4. Strong Application
 ■ 5. Embedded



People and Communities SMAS 2018/19 (Mid Year)



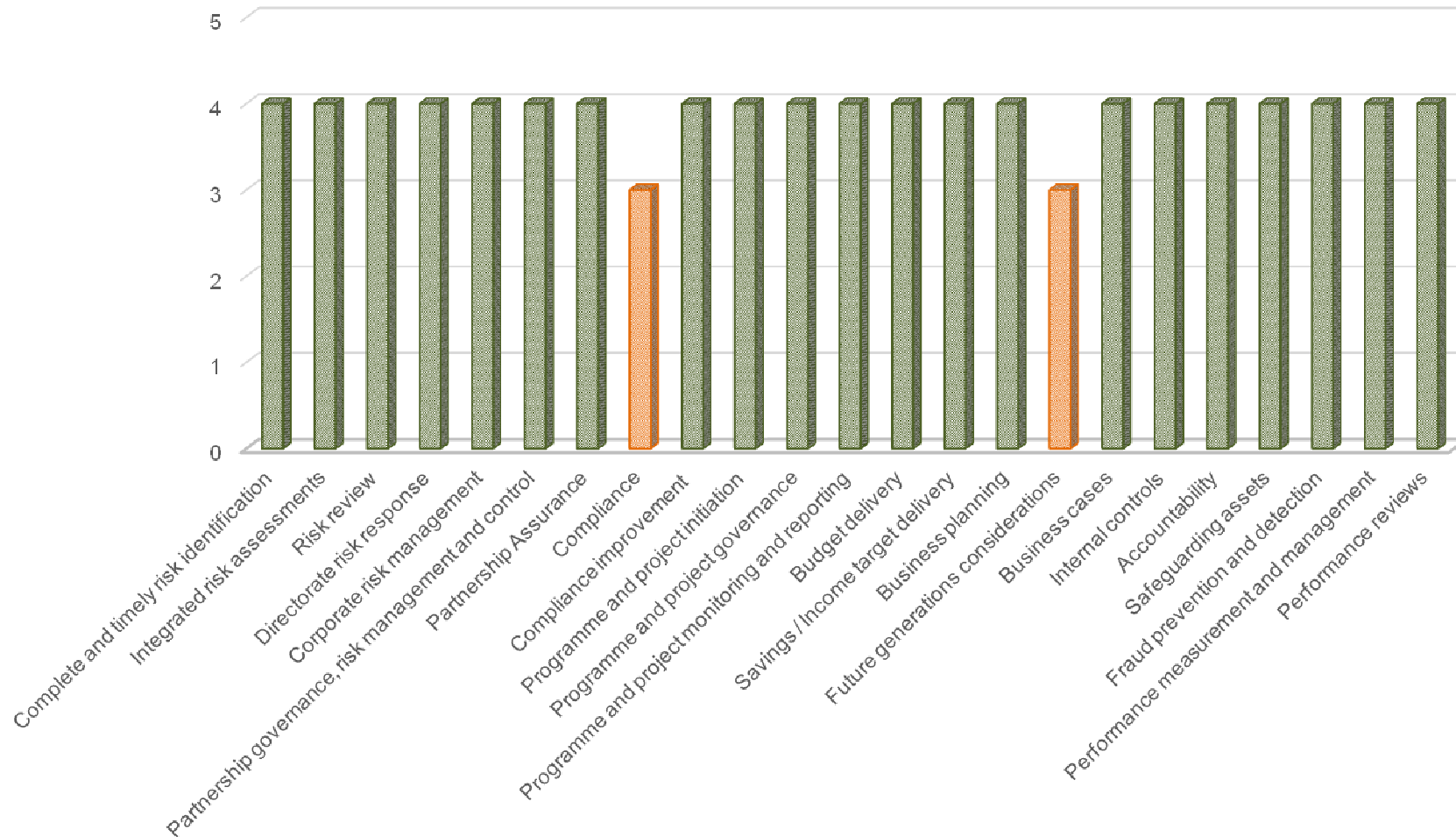
■ 1. Not in Place
 ■ 2. Limited Application
 ■ 3. Mixed Application
 ■ 4. Strong Application
 ■ 5. Embedded



Economic Development SMAS 2018/19 (Mid Year)



■ 1. Not in Place
 ■ 2. Limited Application
 ■ 3. Mixed Application
 ■ 4. Strong Application
 ■ 5. Embedded



Governance & Legal Services SMAS 2018/19 (Mid Year)



■ 1. Not in Place
 ■ 2. Limited Application
 ■ 3. Mixed Application
 ■ 4. Strong Application
 ■ 5. Embedded

